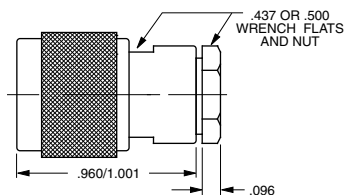


# COAX CONNECTORS

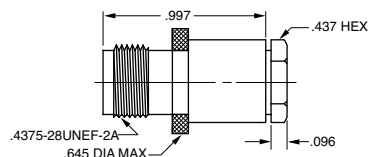
## MINIATURE COAX THREADED 40/240 SERIES, TNC



Cable Plug  
Wrench Crimp

50Ω  
75Ω

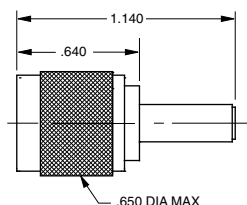
**PL40-**   
**UPL40-**



Cable Jack  
Wrench Crimp

50Ω  
75Ω

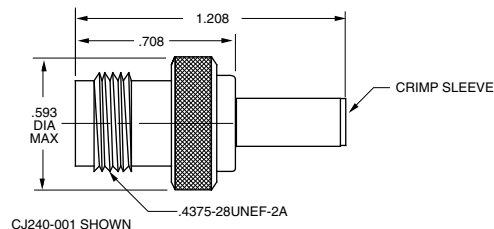
**CJ40-**   
**UCJ40-**



Cable Plug  
Tool Crimp

50Ω  
75Ω

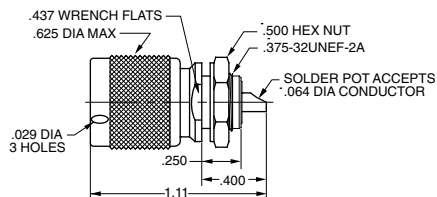
**PL240-**   
**UPL240-**



Cable Jack  
Tool Crimp

50Ω  
75Ω

**CJ240-**   
**UCJ240-**



Bulkhead Plug  
Front Mount , Solder pot

50Ω  
75Ω

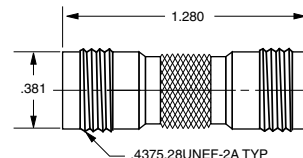
**PL41**  
**UPL41**

w/ Solder Lug

50Ω  
75Ω

**PL41SL**  
**UPL41SL**

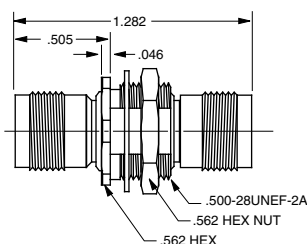
Mounting Hole: C2.093



TNC Coupling Adapter  
(Barrel connector)

50Ω  
75Ω

**AD48**  
**UAD48**



Insulated  
Bulkhead Jack  
Feed-through

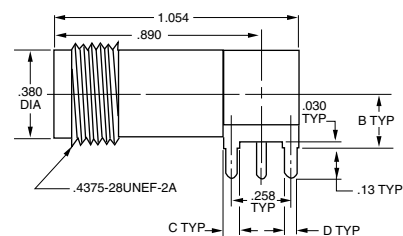
50Ω  
75Ω

**BJ48**  
**UBJ48**

Mounting Hole: D3.156

**GF**-Ground filter version page 41

MODEL NO.	LTR CODE	OHM	A DIM	B DIM	C DIM	D DIM	E DIM
CBJR40	-	50	.046	.24	.070	.050	.0625
UCBJR40	-	75	.029	.24	.070	.050	.0625
CBJR40A	A	50	.046	.34	.090	.058	.070
UCBJR40A	A	75	.029	.34	.090	.058	.070



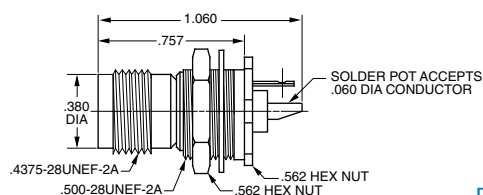
Right Angle  
Circuit Board  
Mounting TNC Receptacle

50Ω **CBJR40**  
75Ω **UCBJR40**

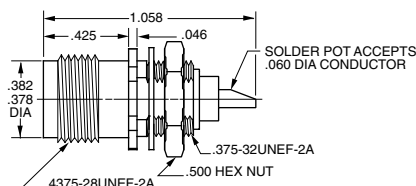
Add "A" for tall versions (see chart)

Refers to Cable Group Table, see pages 78-120. "D" mounting holes are on page 60.

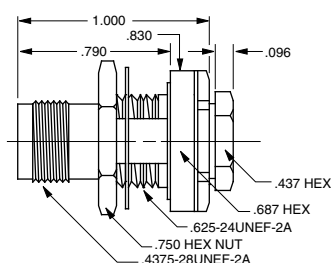
# MINIATURE COAX THREADED 40/240 SERIES, TNC BULKHEAD JACKS



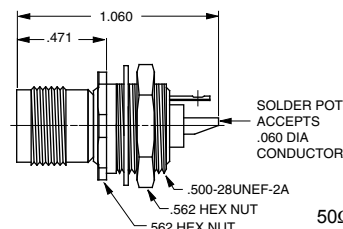
**Insulated Bulkhead Jack**  
Rear Mount, Solder Pot  
50Ω **BJ41**  
75Ω **UBJ41**  
Mounting Hole: D3.147



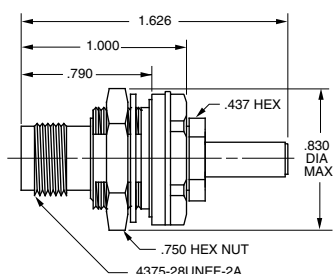
**Bulkhead Jack**  
Solder Pot  
50Ω **BJ40**  
75Ω **UBJ40**  
w/ Solder Lug  
50Ω **BJ40SL**  
75Ω **UBJ40SL**  
Mounting Hole: D5.125



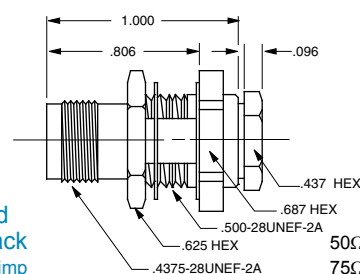
**Insulated Bulkhead Jack**  
Rear Mount, Wrench Crimp  
50Ω **BJ46**  
75Ω **UBJ46**  
Mounting Hole: D2.187  
GF-Ground filter version page 43



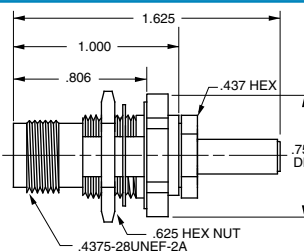
**Insulated Bulkhead Jack**  
Front Mount, Solder pot  
50Ω **BJ47**  
75Ω **UBJ47**  
Mounting Hole: D3.147



**Insulated Bulkhead Jack**  
Rear Mount, Tool Crimp  
50Ω **BJ246**  
75Ω **UBJ246**  
Mounting Hole: D2.187  
GF-Ground filter version pg 43

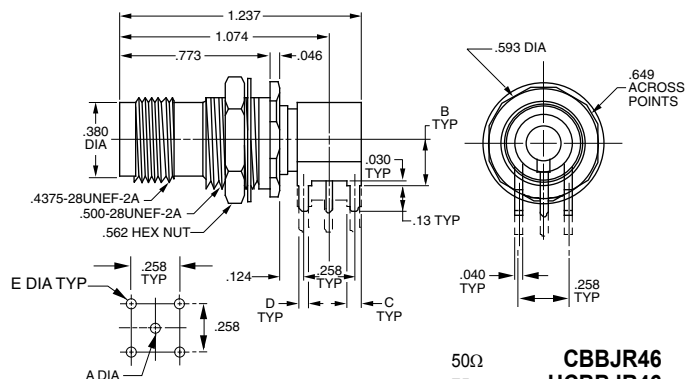


**Bulkhead Cable Jack**  
Wrench Crimp  
50Ω **BJ49**  
75Ω **UBJ49**  
Mounting Hole: D3.218 / D2.218 (Cable Groups 6, 6E, 51, 52)

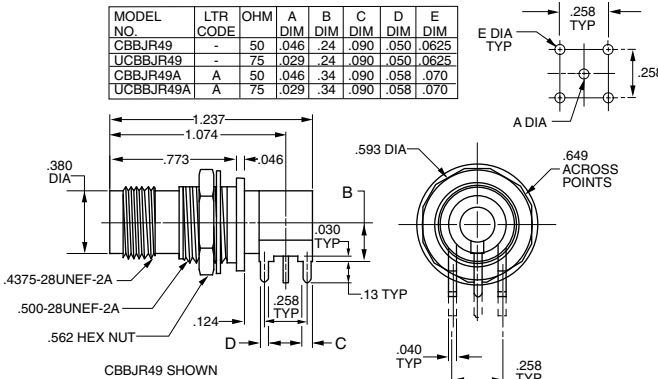


**Bulkhead Cable Jack**  
Tool Crimp  
50Ω **BJ249**  
Mounting Hole: D3.218  
D2.218 (Cable Groups 6, 6E, 51, 52)

MODEL NO.	LTR CODE	OHM	A DIM	B DIM	C DIM	D DIM	E DIM
CBBJR46	-	50	.046	.24	.090	.050	.0625
UCBBJR46	-	75	.029	.24	.090	.050	.0625
CBBJR46A	A	50	.046	.34	.090	.058	.070
UCBBJR46A	A	75	.029	.34	.090	.058	.070



50Ω **CBBJR46**  
75Ω **UCBBJR46**  
50Ω **CBBJR46A**  
75Ω **UCBBJR46A**  
Mounting Hole: D3.156  
**Insulated Circuit Board Jack**  
Right Angle  
"A" refers to tall versions



50Ω **CBBJR49**  
75Ω **UCBBJR49**  
Mounting Hole: D3.230  
**Circuit Board Jack**  
Bulkhead mount  
Right Angle  
Add "A" for tall versions

△ Refers to Cable Group Table, see pages 78-120. "D" mounting holes are on page 60.