

MINIATURE TWINAX/TRIAX PATCHING & CABLE ASSEMBLIES

Patch Jack
TRB 3-lug

J72

Patch Jack
Shielded

Without hood **J72D**
With hood **J72S-△**

Patch Jack
Single Entry With 20 dB isolated monitoring jack
Entry
TRB 3-lug
TRT threaded
Cable (shown)

Part #
J72SM - 1
J72SM - 2
J72SM - △

PL71-7 Shown

Patch Plug

PL71-△

Termination RFI Cap
For patch jack, no chain
For other chain options see page 63.

TPT-1-R
RFI 70-1

Patch Cord
Patch plug to patch plug

Twinax **PTW-L-Z**
Triax **PTR-L-Z**

Cable Assembly
TRB 3-lug plug to patch plug

Twinax **PTWX-L-Z**
Triax **PTRX-L-Z**

Cable Assembly
TRB 3-lug plugs

Twinax **PTWY-L-Z**
Triax **PTRY-L-Z**

Bend relief available, call factory.

Parallel Patch Cord

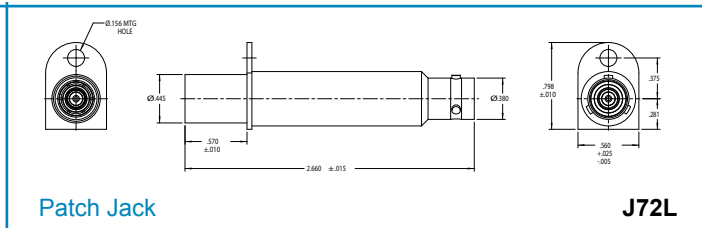
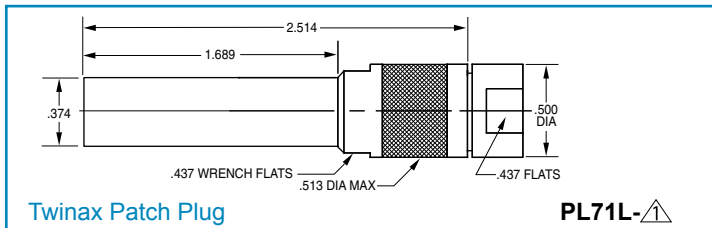
Twinax **PTWS-L-Z**
Triax **PTRS-L-R**

△ Refers to Cable Group Table, see pages 78-120. Panels are on pages 57-59.

R = Resistance
L = Length in Inches
Z = Impedance in Ohms

TWINAX/TRIAX CONNECTORS

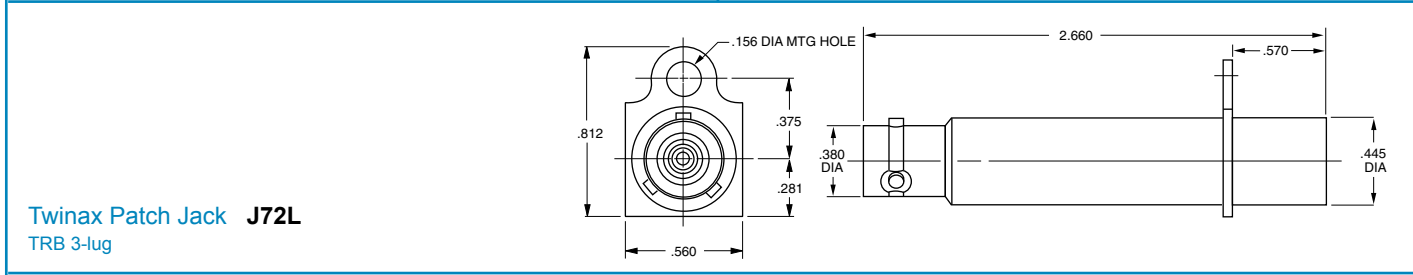
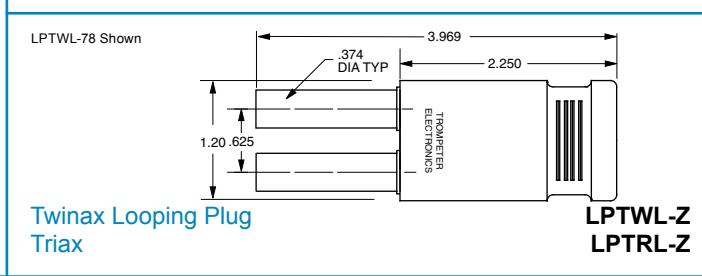
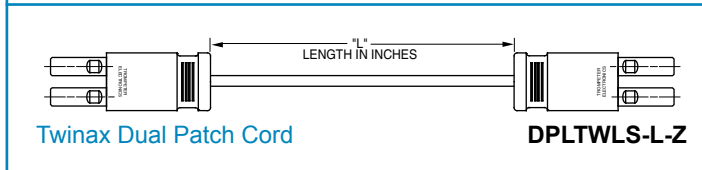
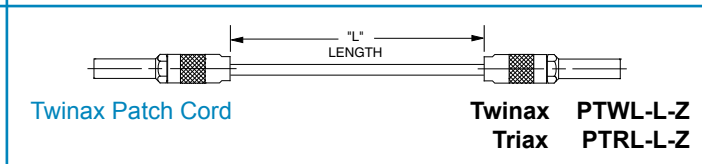
MINIATURE TWINAX/TRIAX PATCHING



DASH NO.	CONNECTOR TYPE	A DIM	B DIM
-1	BJ20 BJJ77	1.166	1.988
-2	PL21 BJJ77	1.185	2.177
-3	PL21 BJJ77	1.185	2.256
-4	BJ20 BJJ77	1.166	1.988
-5	BJ20 PL3155	1.166	2.385
-6	BJ20 PL375	1.166	2.666
-7	UPL21 BJJ77	1.186	2.256

Fixed Paralleling Jacks
 2 BNC jacks to 1 TRB jack
 2 BNC plugs to 1 TRB jack
 2 BNC plugs to 1 TRB jack

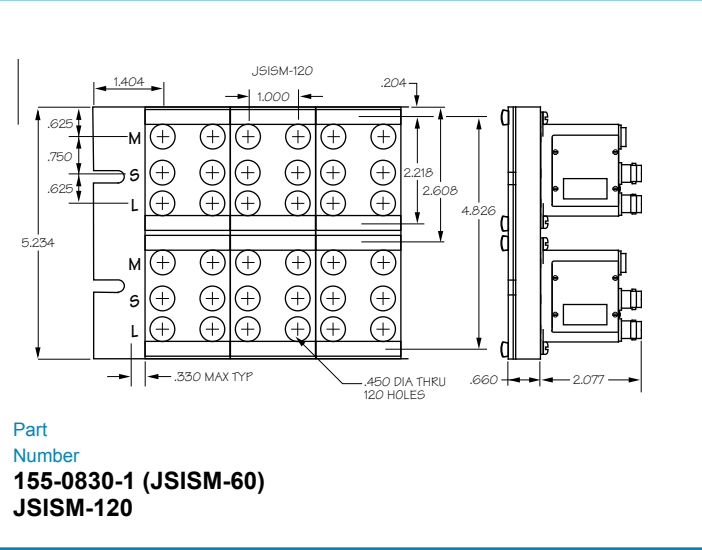
305-0138-(see chart)



JSISM-60

Front-loading Modular Panels
 For use with J74MST-R Patch Jacks (pg. 57)

Panel Dimensions	Modules/ Panels	Jacks/ Module	Jacks/ Panel	Part Number
19" X 3.483"	10	2	20	155-0830-1 (JSISM-60)
19" X 2.34"	10	4	40	JSISM-120



R-Resistance (½W, 1%), Z-Denotes Cable Impedance.

Refers to Cable Group Table, see pages 78-120. Standard and Sub-miniature Panels, see pages 57-60.