


\* Please visit the product pages on our website for the most up-to-date product information

### MINIATURE TELEPHONE JACKS, RIGHT ANGLE, PC MOUNT



RTT34B02  
COVER P286302



CLOSE-UP OF  
"Snap-In"  
TERMINAL

RTT8702  
COVER P286402

Right-angle miniature phone jacks provide low-profile packaging. Single and twin 3-conductor jacks provide plug-jack access to communication circuits for patching and/or testing. Tips and rings are shunted. These jacks mate with Switchcraft miniature TT® plugs and patch cords.

Jacks are designed for right-angle mounting on .062" (1.6 mm) maximum thickness PC boards. Snap-on covers in colors are available and can be installed or removed in the field without special tools. Covers and jacks may be ordered in different colors for color coded circuits.

#### SPECIFICATIONS

##### ELECTRICAL

**Dielectric Withstanding Voltage:** 500 V AC

**Contact Resistance:** .020 Ω maximum (initial),  
.030 Ω maximum (after life test).

**Insulation Resistance:** 10<sup>10</sup> Ω at 500 V DC (initial).

##### MECHANICAL

**Shock:** MIL-STD 202 Method 213.

**Vibration:** MIL-STD 202 Method 201.

**Insertion Force:** 7 pounds maximum (31.14 N).

**Withdrawal Force:** 1.5 pounds minimum (6.67 N).

**Life:** 10,000 cycles.

##### MATERIALS

**Housing:** Thermoplastic UL 94V-0.

**Springs:** Copper alloy, plated.

**Contacts:** Gold alloy (WEco #1) crossbar.


##### ENVIRONMENTAL

**Temperature Limits:** -55°C to +85°C  
(non-operating).

**Thermal Shock:** MIL-STD 202 Method 107.

**Salt Spray:** MIL-STD 202 Method 101.

**Humidity:** MIL-STD 202 Method 106, less  
steps 7A and 7B.



LOW SILHOUETTE  
PERMITS CRITICAL  
SPACE-SAVING HIGH  
DENSITY PACKAGING

#### ORDERING INFORMATION

Jack Part No.	Cover Part No.	Color	Schem.	Cond.	Typical Mating Plug <sup>2</sup>
RTT34B01	◇P286301	Red	XII	3	TT-253
RTT34B02	P286302	Black			
RTT34B04	◇P286304	Blue			
RTT34B05	P286305	White			
◇RTT34B07	◇P286307	Orange			
◇RTT34B08	◇P286308	Yellow			
RTT8701	◇P286401	Red	Twin XII	Twin 3	TT-263
RTT8702	P286402	Black			
RTT8704	◇P286404	Blue			
RTT8705	P286405	White			
◇RTT8707	◇P286407	Orange			
◇RTT8708	◇P286408	Yellow			

1. See schematic diagrams on pages 79 and 80.

2. See Mating Plugs Section.

◇ Special order only; contact Switchcraft for price and delivery.

#### ORDERING

1. Order jacks and covers separately from table.
2. Covers can be ordered assembled on special order.
3. To order RTT jack with cover installed, add the letter C after RTT in part number. Special order only.
4. To order RTT jack with Snap-in terminals, add the letter S to the end of the part number. Special order only.
5. For all special orders items, contact Switchcraft.

#### RTT JACK PART NUMBERING SYSTEM

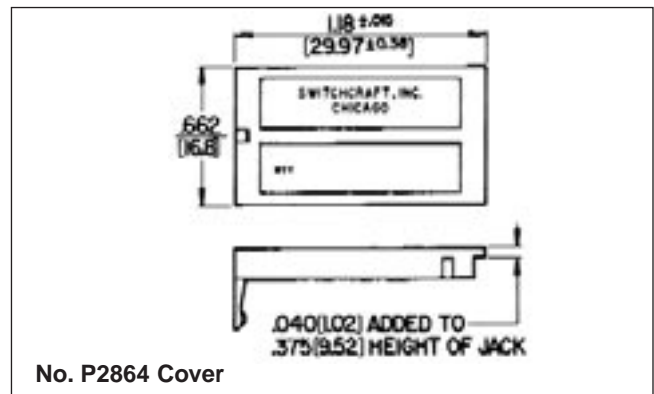
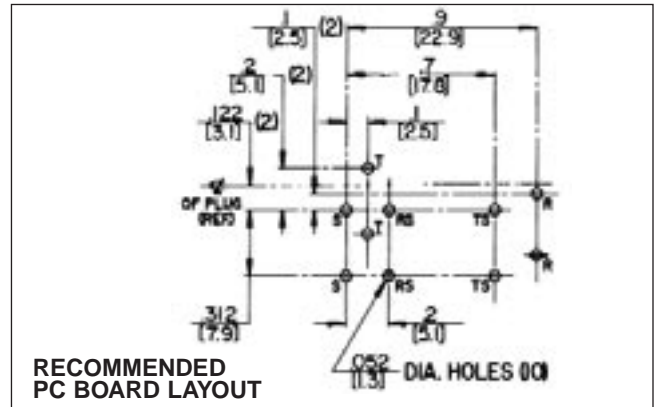
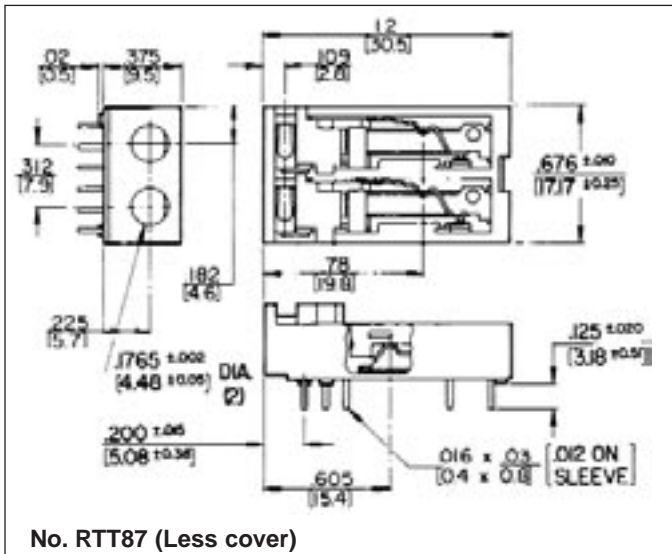
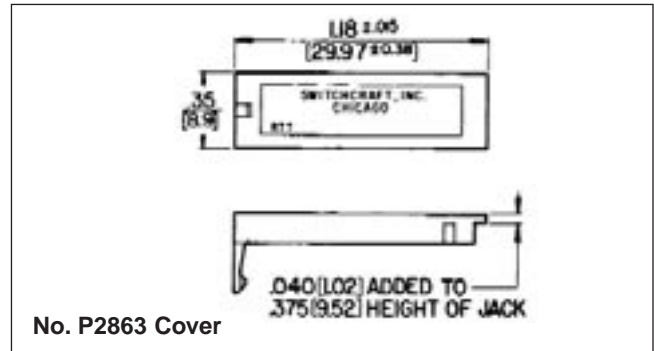
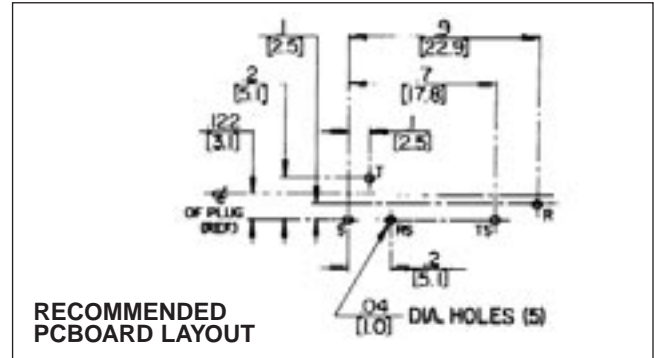
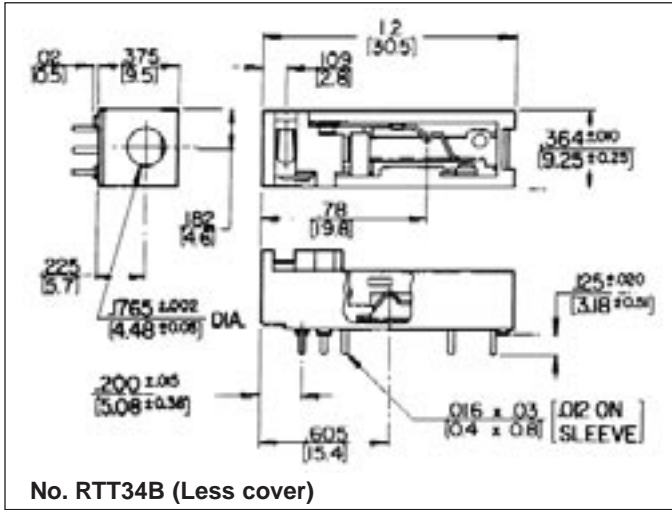
Series	Cover Option	Circuitry	Jack Color
RTT Right Angle TT Jack	Blank- No Cover Standard	34B- XII	01- Red
	C- Cover Supplied	87- Two XII Circuits	02- Black
			04- Blue
			05- White
			07- Orange
			08- Yellow

DIMENSIONS ARE FOR REFERENCE ONLY  $\frac{\text{Inch}}{(\text{mm})}$

\* Please visit the product pages on our website for the most up-to-date product information

MINIATURE TELEPHONE JACKS, RIGHT ANGLE, PC MOUNT (continued)

Switchcraft® JACKS AND PLUGS



DIMENSIONS ARE FOR REFERENCE ONLY  $\frac{\text{Inch}}{\text{(mm)}}$