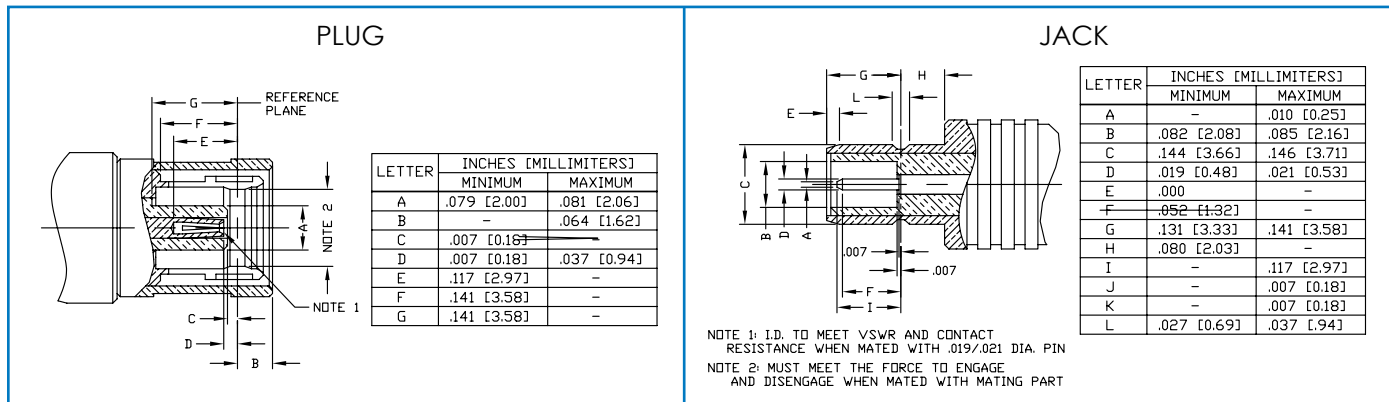



Find Reverse Polarity on page 52-57

SMB - 50 Ohm

SMB - 50 Ohm



SPECIFICATIONS	CABLE GROUPS	
<p><b>ELECTRICAL SPECIFICATIONS — FLEX CABLE</b>                      IMPEDANCE: 50 Ω                      WORKING VOLTAGE RATING: 250 VRMS (RG-178)                      335 VRMS (RG-316)                      FREQUENCY RANGE: 0-4 GHZ</p> <p><b>MECHANICAL SPECIFICATIONS</b>                      MATING: SNAP ON COUPLING                      INTERFACE: MIL-STD-348                      CABLING: CLAMP, CRIMP, SOLDER</p> <p><b>PLATING</b>                      N - NICKEL                      G - GOLD</p> <p><b>DIELECTRIC MATERIAL</b>                      T - TEFLON</p>	<b>GRP</b>	<b>FOR THESE CABLE TYPES</b>
	B	TIMES LMR-100A; RG-174, 188, 188A, 316/U; ALPHA 9174, 9316; BELDEN 7805A, 8216, 83269, 83284, 84316; COMMSCOPE AMC-174, WBC-100
	B1	RG-316/U DOUBLE SHIELD; RD-316; BELDEN 83269; COLEMAN 1596
FOR A MORE EXTENSIVE LISTING OF CABLE GROUPS, PLEASE REFER TO PAGES 134-145		



PHOTOS FOR REFERENCE ONLY, SHOWN AT 150% ACTUAL SIZE.

FOR MOUNTING CONFIGURATIONS REFER TO PAGES 149-164

PART #	FIG	DESCRIPTION	CBL GRP	NOTES	PLATING			RECOMMENDED TOOL
					BDY	P/C	DIE	
RSB-4000-1B	1	CRIMP PLUG	B	FOR RG-174/U	G	G	T	RFA-4009-204
RSB-4000-1B1	1	CRIMP PLUG	B1	FOR RG-316/U DOUBLE SHIELD	G	G	T	RFA-4009-204
RSB-4000-B-03	1	CRIMP PLUG	B	FOR RG-174/U, STANDARD GRIP	N	G	T	RFA-4009-204
RSB-4000-B1	2	CRIMP PLUG	B1	FOR RG-316/U DOUBLE SHIELD, CONTOUR GRIP	N	G	T	RFA-4009-204
RSB-4000-B	2	CRIMP PLUG	B	FOR RG-174/U, RG-316/U	N	G	T	RFA-4009-204
RSB-4010-1B	3	RIGHT ANGLE CRIMP PLUG	B	FOR RG-174/U	G	G	T	RFA-4009-204
RSB-4010-1B1	3	RIGHT ANGLE CRIMP PLUG	B1	FOR RG-316/U DOUBLE SHIELD	G	G	T	RFA-4009-204
RSB-4010-B	3	RIGHT ANGLE CRIMP PLUG	B	FOR RG-174/U	N	G	T	RFA-4009-204
RSB-4010-B1	3	RIGHT ANGLE CRIMP PLUG	B1	FOR RG-316/U DOUBLE SHIELD	N	G	T	RFA-4009-204





FIG. 4  
RSB-4050-1B, -1B1,  
-B, -B1



FIG. 5  
RSB-4055-1B, -1B1



FIG. 6  
RSB-4100-B



FIG. 7  
RSB-4252-1B,  
-1B1, -B, -B1



FIG. 8  
RSB-4300, -1



FIG. 9  
RSB-4301-1




FIG. 10  
RSB-4350, -1



FIG. 11  
RSB-4350-1-75




FIG. 12  
RSB-4400-1

PHOTOS FOR REFERENCE ONLY, SHOWN AT 150% ACTUAL SIZE.

FOR MOUNTING CONFIGURATIONS REFER TO PAGES 149-164

PART #	FIG	DESCRIPTION	CBL GRP	NOTES	PLATING			RECOM- MENDED TOOL
					BDY	P/C	DIE	
RSB-4050-1B	4	CRIMP JACK	B	FOR RG-174/U	G	G	T	RFA-4009-204
RSB-4050-1B1	4	CRIMP JACK	B1	FOR RG-316/U DOUBLE SHIELD	G	G	T	RFA-4009-204
RSB-4050-B	4	CRIMP JACK	B	FOR RG-174/U	N	G	T	RFA-4009-204
RSB-4050-B1	4	CRIMP JACK	B1	FOR RG-316/U DOUBLE SHIELD	N	G	T	RFA-4009-204
RSB-4055-1B	5	RIGHT ANGLE CRIMP JACK	B	FOR RG-174/U	G	G	T	RFA-4009-204
RSB-4055-1B1	5	RIGHT ANGLE CRIMP JACK	B1	FOR RG-316/U DOUBLE SHIELD	G	G	T	RFA-4009-204
RSB-4100-B	6	CLAMP PLUG	B	FOR RG-174/U	N	G	T	RFA-4009-204
RSB-4252-B	7	BULKHEAD CRIMP JACK	B	FOR RG-174/U	N	G	T	RFA-4009-204
RSB-4252-1B	7	BULKHEAD CRIMP JACK	B	FOR RG-174/U	G	G	T	RFA-4009-204
RSB-4252-1B1	7	BULKHEAD CRIMP JACK	B1	FOR RG-316/U DOUBLE SHIELD	G	G	T	RFA-4009-204
RSB-4252-B1	7	BULKHEAD CRIMP JACK	B1	FOR RG-316/U DOUBLE SHIELD	N	G	T	RFA-4009-204
RSB-4300	8	RIGHT ANGLE JACK PCB MOUNT		4 LEG	N	G	T	
RSB-4300-1	8	RIGHT ANGLE JACK PCB MOUNT		4 LEG	G	G	T	
RSB-4301-1	9	RIGHT ANGLE JACK BULKHEAD PCB MOUNT		4 LEG	G	G	T	
RSB-4350	10	VERTICAL JACK PCB MOUNT		4 LEG	N	G	T	
RSB-4350-1	10	VERTICAL JACK PCB MOUNT		4 LEG	G	G	T	
RSB-4350-1-75	11	VERTICAL JACK PCB MOUNT		4 LEG	G	G	T	
RSB-4400-1	12	RIGHT ANGLE PLUG PCB MOUNT		4 LEG	G	G	T	