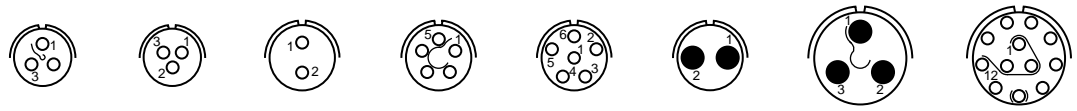
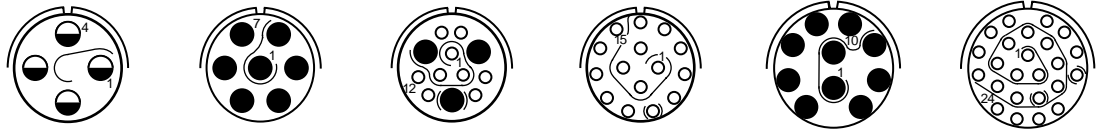


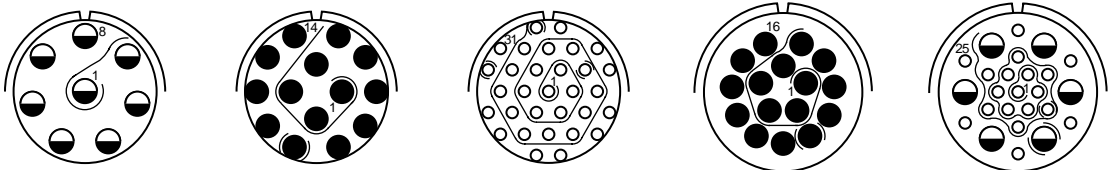
front face of pin insert or rear face of socket insert illustrated



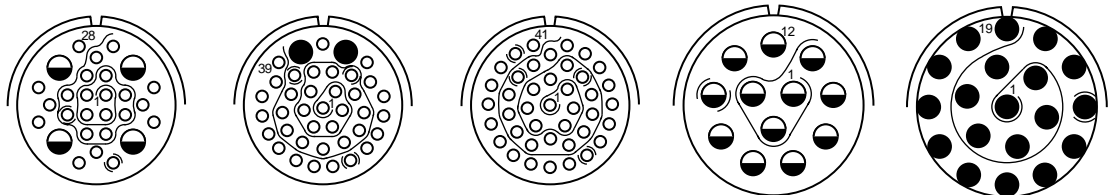
Insert Arrangement	08-03	08-98	10-02**	10-05	10-06	10-20	12-03***	12-12
Service Rating	I	I	I	I	I	I	I	I
Number of Contacts	3	3	2	5	6	2	3	12
Contact Size	20	20	20	20	20	16	16	20



Insert Arrangement	14-04***	14-07***	14-12	14-15	16-10***	16-24
Service Rating	I	I	I	I	I	I
Number of Contacts	4	7	9	3	15	24
Contact Size	12	16	20	16	20	20



Insert Arrangement	18-08	18-14***	18-31	20-16***	20-25	
Service Rating	I	I	I	I	I	
Number of Contacts	8	14	31	16	19	6
Contact Size	12	16	20	16	20	12



Insert Arrangement	20-28**	20-39	20-41	22-12**	22-19***		
Service Rating	I	I	I	I	I		
Number of Contacts	24	4	37	2	41	12	19
Contact Size	20	12	20	16	20	12	16

† Not an MS layout.

* Special - consult Amphenol for availability.


** Special Pyle with Matrix 83723 insert (ESC10 type, EN2997 Spec); consult Amphenol for availability.

***Boeing Qualified Arrangements (See Boeing How to Order page 151)

Size 8 and Size 12 cavities can accommodate Twinax or Coax contacts; consult Amphenol for information.

Sizes 20, 24 and 28 Hermetic; consult Amphenol for availability.

Size 28 not available in Bayonet style.



III
II
I
SJT
38999

Matrix 2
26482

Matrix Pyle
83723 III

5015
Crimp Rear
Release Matrix

26500 Pyle

Printed
Circuit Board

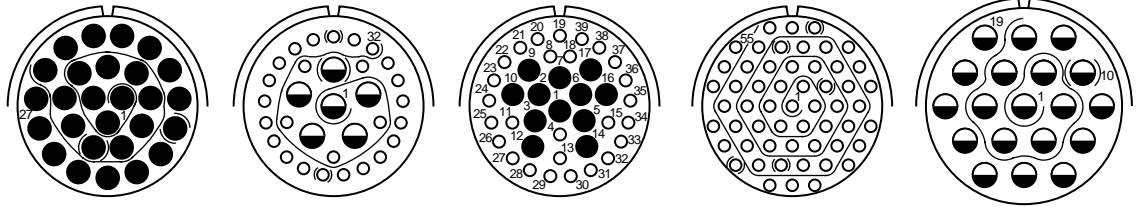
EMI Filter
Transient

Fiber Optics

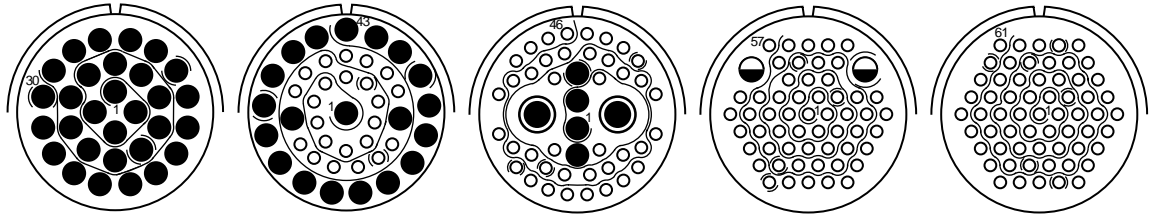
High Speed
Contacts

Options
Others

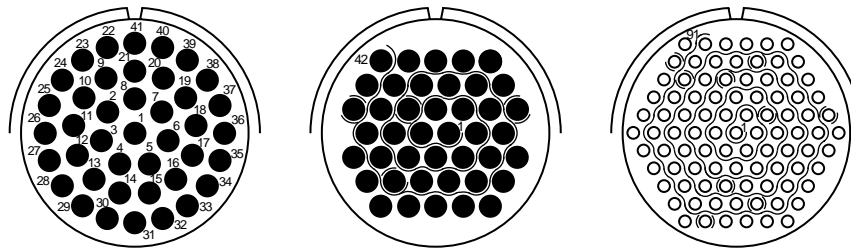
front face of pin insert or rear face of socket insert illustrated



Insert Arrangement	22-27	22-32**		22-39**		22-55	24-19†
Service Rating	I	I		I		I	I
Number of Contacts	27	26	6	27	12	55	19
Contact Size	16	20	12	20	16	20	12

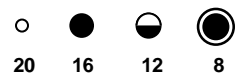


Insert Arrangement	24-30†***	24-43**		24-46†◆◆			24-57	24-61	
Service Rating	I	I		I			I	I	
Number of Contacts	30	23	20	40	4	2	55	2	61
Contact Size	16	20	16	20	16	8 Twinax	20	12	20



Insert Arrangement	28-41†	28-42†***	28-91†*
Service Rating	I	I	I
Number of Contacts	41	42	91
Contact Size	16	16	20

† Not an MS layout.
 * Special - consult Amphenol for availability.
 ** Special Pyle with Matrix 83723 insert (ESC10 type, EN2997 Spec); consult Amphenol for availability.
 ***Boeing Qualified Arrangements (See Boeing How to Order page 151)
 ◆ 24-19 is a special ground plane insert with purchased size 12 Coax contacts; consult Amphenol for information.
 ◆◆ 24-46 is a special insert that accommodates size 8 twinax contacts with ground spring.
 Size 8 and Size 12 cavities can accommodate Twinax or Coax contacts; consult Amphenol for information.
 Sizes 20, 24 and 28 Hermetic; consult Amphenol for availability.
 Size 28 not available in Bayonet style.



CONTACT LEGEND

20 16 12 8

38999
SJT I II III
26482
Matrix 2
83723 III
Matrix Pyle
5015
Crimp Rear
Release Matrix
26500 Pyle
Printed
Circuit Board
EMI Filter
Transient
Fiber Optics
High Speed
Contacts
Options
Others